

# WOODS

## UNDERMOUNT MOWERS for 'VINTAGE' TRACTORS




Division of Hesston Corporation




# INTERNATIONAL

## OLD TRACTORS MAKE GREAT MOWING MACHINES.

If you have an old 'Vintage' tractor in your barn you very likely have the first half of a great mowing machine . . . All you need to add is a Woods undermount mower and for a very low total investment you'll have one of the greatest mowing machines going.



Woods Model L306 cuts a 6 ft. swath, mows 3 acres per hr. Recommended for tractors up to 40 hp.



Woods Model 42 cuts a 3½ ft. swath, mows 2 acres per hr. Recommended for tractors up to 25 hp.

## WOODS UNDERMOUNT MOWERS FOR 'VINTAGE' INTERNATIONAL TRACTORS\*

MODEL 42 (3½ ft swath)	MODEL 59 (5 ft swath)	MODEL L503 (5 ft swath)	MODEL L306 (6 ft swath)
CUB, CUB LOBOY, 154, 185, A, SUPER A, 100, 130, 140	CUB, CUB LOBOY, 154, 184, 185, A, SUPER A, 100, 130, 140, B, BN, C, SUPER C, 200 H, M, 330, 404	A, SUPER A, 100, 130, 140	A, SUPER A, 100, 130, 140, B, BN, C, SUPER C, 200, H, M, 330, 404

\*See your Woods dealer for complete listing including newer International Tractors.





# JOHN DEERE

## MORE THAN 200 DIFFERENT UNDERMOUNT MOWER MOUNTINGS

Woods undermount mowers are available for most tractors, old, new, foreign and domestic. Your Woods dealer has a complete listing of undermount mowers designed to fit both your mowing job and your tractor.



Woods Model 59 cuts a 5 ft. swath, mows 2½ acres per hr. Recommended for tractors up to 30 hp.



All mowers are illustrated with optional caster wheels.

## WOODS UNDERMOUNT MOWERS FOR 'VINTAGE' JOHN DEERE TRACTORS\*

MODEL 59 (5 ft swath)	MODEL L306 (6 ft swath)
M, MS, MT, H, B, A, 30T, 40T, 40S, 320S, 320T, 330S, 330T, 420S, 420T, 430S, 430T, 820, 1010, 1020RU, 1020HU, 2010, 2020RU, 2040	H, B, A, 30T, 40T, 320T, 420T, 330T, 430T

\*See your Woods dealer for complete listing including newer John Deere tractors.





# FORD



Woods Model 503  
Caster wheels are standard  
equipment on all 503 models.


## MORE THAN 5000 WOODS DEALERS throughout the United States and Canada

Local customer service is a Woods extra. Our extensive nationwide network of dealers makes parts and service available, wherever you need them, whenever you need them.

## WOODS UNDERMOUNT MOWERS FOR 'VINTAGE' FORD TRACTORS\*


MODEL 59 (5 ft swath)	MODEL L503 (5 ft swath)	MODEL L306 (6 ft swath)
2N, 8N, 9N, NAA, 800, 600, 601, 800, 801, 1000, 2000, Utility 3400, 4000, 5000	2N, 8N, 9N, NAA, 600, 601, 800, 801, Utility 3400	2N, 8N, 9N, NAA, 600, 601, 800, 801, 1000, 2000 Utility 3400, 4000 5000

\*See your Woods dealer for complete listing including newer Ford Tractors.






# ALLIS CHALMERS



Woods Model 59



Woods Model L306 on Allis Chalmers CA

## WOODS UNDERMOUNT MOWERS FOR 'VINTAGE' ALLIS CHALMERS TRACTORS\*

MODEL 42 (3½ ft swath)	MODEL 59 (5 ft swath)	MODEL L503 (5 ft swath)	MODEL L306 (6 ft swath)
B, C	B, C, CA, D10, D12, D14, WD, WD45	B, C	B, C, CA, D10, D12, D14, WD, WD45

\*See your Woods dealer for complete listing including newer Allis Chalmers tractors.





# FEATURES that provide reliable operation and good looking lawns

**Patented single V-belt drive** for smoother operation, and low maintenance. Has full 360° contact between belt and center drive spindle for positive action on all blades. Providing smooth reliable mowing power even under heavy loads while protecting both mower and tractor from sudden shock. Belt tension is regulated by adjusting rear idler pulleys.

**"Free floating" suspension.** This exclusive Woods feature lets mower follow uneven terrain. Helps prevent unsightly scalping of turf.



Triple suction blades and optional leaf mulcher.

**Belt Pulleys** are one piece machined cast iron and feature easy-on, easy-off taper-lock type split bushings.

**Blades.** Models 59 and L306 have triple high-suction type blades made of heat-treated alloy spring steel for clean mowing and longer wear. Model 42 has a single spindle with two free swinging blades.


**Optional leaf mulcher** can be easily added to models 59 and L306. No more raking and bagging or burning. Shreds leaves quickly and thoroughly.

**Cutting height** is easily adjusted from the tractor seat with tractor hydraulics or manual lift lever for tractors without hydraulics. Mower can be locked in "up" position when not in use.

**Undermount Design Frees tractor drawbar for other uses** . . . like vacuums, sweepers, and trailers. Gives operator a "birds-eye" view of mowing path. Mower extends beyond right wheels for mowing close to trees, fences, shrubs, etc.

**Built to last and safety shielded.** Mower frame is formed steel plate reinforced and electrically welded for maximum strength. All mowing parts are shielded in compliance with latest OSHA standards. Slanted rear shield (except on model 42) provides safe rear discharge.

**Woods limited Warranty** assures satisfaction against defects in material and workmanship, for one full year from time of purchase.



Rear view of typical Woods PTO drive mounting. Pulley is one piece machined cast iron with taper-lock type split bushings.



**Heavy-duty blade spindles** for years of trouble-free service. Designed for tough, continuous, commercial-type mowing. Shafts are hardened alloy steel with dual, replaceable, lubricated tapered roller bearings for trouble-free operation.

## SPECIFICATIONS

	42	59	L503	L306
Cutting Width	42"	60"	60"	72"
Cutting Height	1-1/2" to 5"*	1-1/2" to 4"*	1-1/2" to 4"*	1-1/2" to 4"*
Number of Spindles and Blades	1	3	3	3
Blade Spindle Speed (Approx)	1160	2550	2700	2000
Blade Overlap	—	7/8"	7/8"	1"
V-Belt Size	B	B	B	B
Shipping Weight (Approx)	330 lbs	345 lbs	420 lbs	440 lbs
Maximum Recommended HP	20**	30**	30**	35**

\*Cutting heights will vary with tire size and tractors ground clearance.

\*\*Mower may be used with higher horsepower tractors but power input to the mower should not exceed recommended rating.

